



### District Report Card: 2017


<b>State:</b> Odisha	<b>District:</b> Angul
<b>Class:</b> 5	<b>Subject:</b> Language
<b>Schools:</b> 51	<b>Students:</b> 832


### Participation/Coverage


#### Students

<div>GENDER</div> <div></div>	Boys		Girls	
	Number	%	Number	%
	454	54.57	378	45.43

<div>AREA</div> <div></div>	Rural		Urban	
	Number	%	Number	%
	746	89.66	86	10.34

<div>CATEGORY</div> <div></div>	SC		ST		OBC		GEN	
	Number	%	Number	%	Number	%	Number	%
	217	26.08	250	30.05	337	40.50	28	3.37

<div>CWSN</div> <div></div>	LD	VI	HI	S&LD	ID	Oth
	3	4	2	3	3	12

<div>Management</div> <div></div>	Government		Government-aided	
	Number	%	Number	%
	832	100.00	0	0.00

### Average Performance of Students in Language (%)

Overall	Gender		Area		Management		Social Group			
	Male	Female	Rural	Urban	Govt.	Aided	SC	ST	OBC	GEN
56.23	54.93	57.78	57.01	49.46	56.23	0.00	51.52	53.15	61.86	52.38

## Performance on Learning Outcomes (LOs)

Learning Outcomes	Description	Average Performance(%)
L504	Reads and comprehends independently storybooks, news items/ headlines, advertisements etc.	52.16
L508	Reads text with comprehension, locates details and sequence of events	58.26

Range of Performance of Students who Answered Correctly							
Below 30%		30% - 50%		50% - 75%		Above 75%	
Number	%	Number	%	Number	%	Number	%
133	15.99	176	21.15	310	37.26	213	25.60

### Lowest Performing Learning Outcomes (LOs)

- 1 - Reads and comprehends independently storybooks, news items/ headlines, advertisements etc. (52.16)
- 2 - Reads text with comprehension, locates details and sequence of events (58.26)